

# DJM1265 12Volt 65Ah

## Specifications

**Nominal Voltage(V)** 12V

### Nominal Capacity

20 hour rate	(3.25A to 10.50V)	65Ah
10 hour rate	(6.175A to 10.50V)	61.75Ah
5 hour rate	(11.05A to 10.20V)	55.25Ah
1 C	(65A to 9.60V)	34.67Ah
3 C	(195A to 9.60V)	22.75Ah

**Weight** Approx. 21.6kg(47.52Lbs.)

**Internal Resistance (at 1KHz)** Approx. 7 mΩ

### Maximum Discharge Current for

**5 seconds:** 780A

### Charging Methods at 25 (77 )

#### Cycle use:

Charging Voltage 14.4 to 15.0V

Coefficient -5.0mv/ /cell

Maximum Charging Current : 19.5A

#### Standby use:

Float Charging Voltage 13.50 to 13.80V

Coefficient -3.0mv/ /cell

### Operating Temperature Range

Charge -15 (5 ) to 40 (104 )

Discharge -15 (5 ) to 50 (122 )

Storage -15 (5 ) to 40 (104 )

### Charge Retention (shelf life) at 20 (68 )

1 month 98%

3 month 94%

6 month 85%

**Case Material** ABS

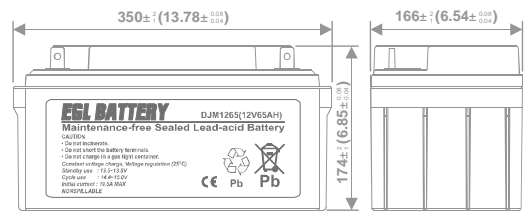
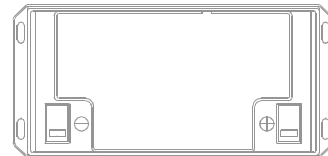
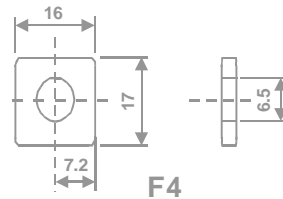
(Option: UL94 HB & UL94 V-0 flame retardant )

**Terminal** F4

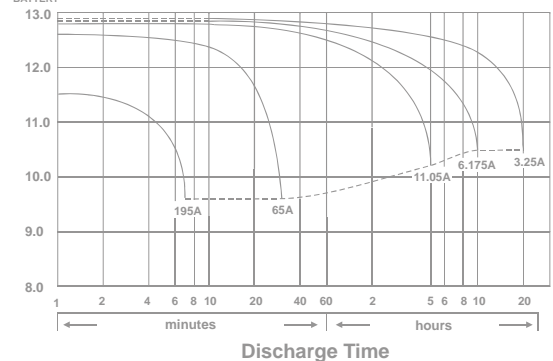


## Dimensions

mm(inch)

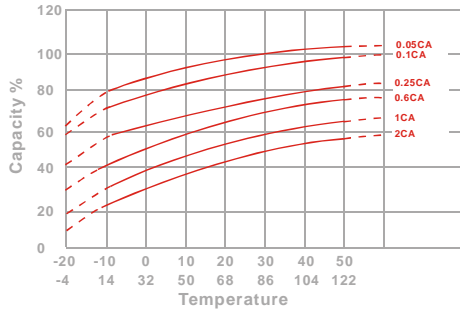


(v) Discharge Time VS. Discharge Current (25 )

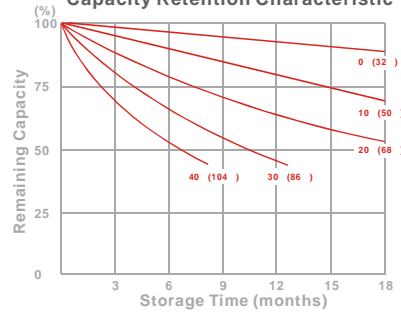


# DJM1265

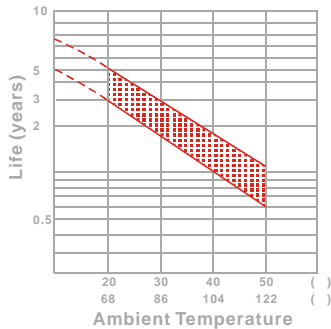
Effect of Temperature on Capacity 25 (77 )



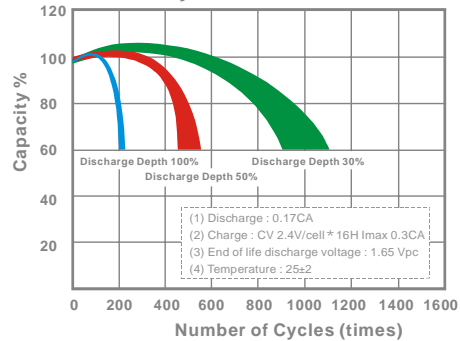
Capacity Retention Characteristic



Trickle (or float) Service Life



Cycle Service Life



## - PERFORMANCE DATA

Discharge Rates in Watts to Various End Voltages at 25 (77 )

End Voltage		1.85V	1.80V	1.75V	1.70V	1.67V	1.65V	1.60V
Time								
5	min	1598	1911	2073	2233	2291	2360	2479
10	min	1174	1327	1433	1524	1563	1605	1673
15	min	865	1010	1088	1155	1181	1210	1256
30	min	579	652	694	730	745	761	780
60	min	472	489	496	501	504	508	513
120	min	287	298	305	310	313	316	319
180	min	199	210	217	221	223	225	228
240	min	162	168	173	177	178	180	182
300	min	139	142	144	146	147	148	149
600	min	78.0	79.7	80.9	81.8	82.1	82.4	82.9
1200	min	42.2	42.9	43.5	44.0	44.2	44.5	44.8

- Discharge Rates in Amperes to Various End Voltages at 25 (77 )

End Voltage		1.85V	1.80V	1.75V	1.70V	1.67V	1.65V	1.60V
Time								
5	min	153	198	226	252	259	267	279
10	min	95.5	119	138	154	159	166	175
15	min	80.2	95.6	103	111	114	118	123
30	min	50.6	56.0	60.0	65.7	67.1	69.2	71.4
60	min	33.8	38.7	41.1	42.5	43	43.6	44.3
120	min	19.7	22.5	24.4	25.6	26	26.5	27.2
180	min	15.0	16.1	17.3	18.2	18.5	18.9	19.4
240	min	12.9	13.6	14.0	14.3	14.4	14.6	14.8
300	min	11.3	11.6	11.8	12.0	12.1	12.2	12.3
600	min	6.34	6.49	6.61	6.70	6.73	6.77	6.82
1200	min	3.42	3.47	3.54	3.59	3.61	3.63	3.66

All data on the spec. sheet is an average value:

The tolerance range : X<6min(+15%~-15%), 6min X<10min(+12%~-12%), 10min X < 60min(+8% ~-8%), X 60min(+5%~-5%)